



GATA-4 (phospho Ser105) Polyclonal Antibody

Catalog No	YP-Ab-01435
Isotype	IgG
Reactivity	Human;Mouse;Rat
Applications	IHC;IF;ELISA
Gene Name	GATA4
Protein Name	Transcription factor GATA-4
Immunogen	The antiserum was produced against synthesized peptide derived from human GATA4 around the phosphorylation site of Ser105. AA range:71-120
Specificity	Phospho-GATA-4 (S105) Polyclonal Antibody detects endogenous levels of GATA-4 protein only when phosphorylated at S105.
Formulation	Liquid in PBS containing 50% glycerol, 0.5% BSA and 0.02% sodium azide.
Source	Polyclonal, Rabbit,IgG
Purification	The antibody was affinity-purified from rabbit antiserum by affinity-chromatography using epitope-specific immunogen.
Dilution	Immunohistochemistry: 1/100 - 1/300. Immunofluorescence: 1/200 - 1/1000. ELISA: 1/20000. Not yet tested in other applications.
Concentration	1 mg/ml
Purity	≥90%
Storage Stability	-20°C/1 year
Synonyms	GATA4; Transcription factor GATA-4; GATA-binding factor 4
Observed Band	
Cell Pathway	Nucleus .
Tissue Specificity	Heart,Lung,
Function	disease:Defects in GATA4 are the cause of atrial septal defect type 2 (ASD2) [MIM:607941]. ASD2 is a congenital heart malformation characterized by incomplete closure of the wall between the atria resulting in blood flow from the left to the right atria. ASD2 patients show other heart abnormalities including ventricular and atrioventricular septal defects, pulmonary valve thickening or insufficiency of the cardiac valves. ASD2 is not associated with defects in the cardiac conduction system or non-cardiac abnormalities.,function:Transcriptional activator. Binds to the consensus sequence 5'-AGATAG-3'. Acts as a transcriptional activator of ANF in cooperation with NKX2-5.,similarity:Contains 2 GATA-type zinc fingers.,subunit:Interacts with ZNF260 (By similarity). Interacts with the homeobox domain of NKX2-5 through its C-terminal zinc finger. Also interacts with JARID2 which represses its a
Background	This gene encodes a member of the GATA family of zinc-finger transcription factors. Members of this family recognize the GATA motif which is present in the



promoters of many genes. This protein is thought to regulate genes involved in embryogenesis and in myocardial differentiation and function, and is necessary for normal testicular development. Mutations in this gene have been associated with cardiac septal defects. Additionally, alterations in gene expression have been associated with several cancer types. Alternative splicing results in multiple transcript variants. [provided by RefSeq, Apr 2015],

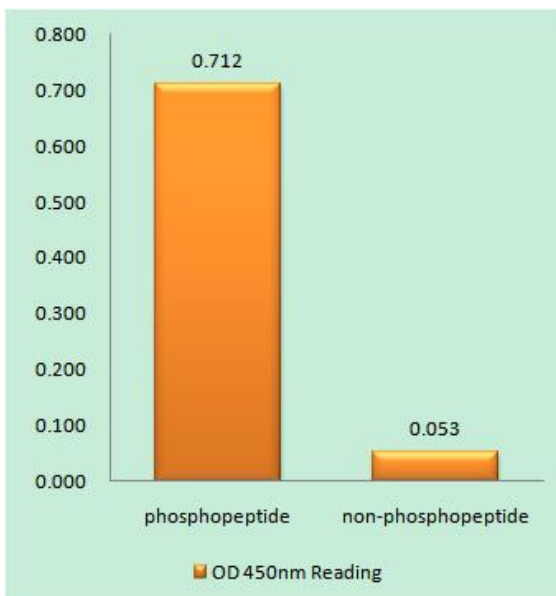
matters needing attention

Avoid repeated freezing and thawing!

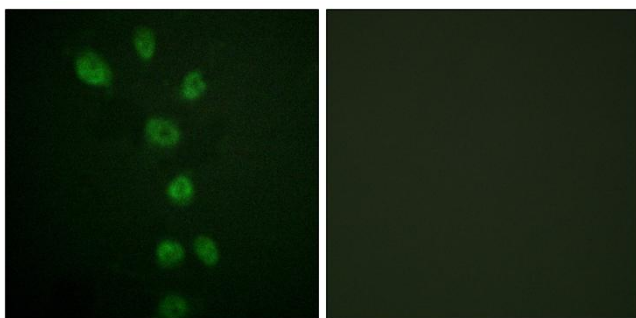
Usage suggestions

This product can be used in immunological reaction related experiments. For more information, please consult technical personnel.

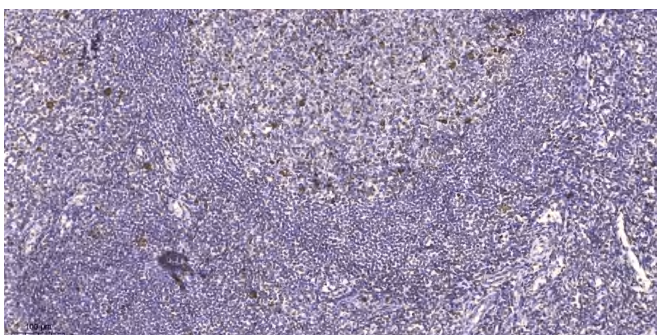
Products Images



Enzyme-Linked Immunosorbent Assay (Phospho-ELISA) for Immunogen Phosphopeptide (Phospho-left) and Non-Phosphopeptide (Phospho-right), using GATA4 (Phospho-Ser105) Antibody



Immunofluorescence analysis of HepG2 cells, using GATA4 (Phospho-Ser105) Antibody. The picture on the right is blocked with the phospho peptide.



Immunohistochemical analysis of paraffin-embedded human tonsil. 1, Antibody was diluted at 1:200(4° overnight). 2, Tris-EDTA,pH9.0 was used for antigen retrieval. 3,Secondary antibody was diluted at 1:200(room temperature, 45min).